

微型交流减速马达

4RK 交流减速马达 (80mm)

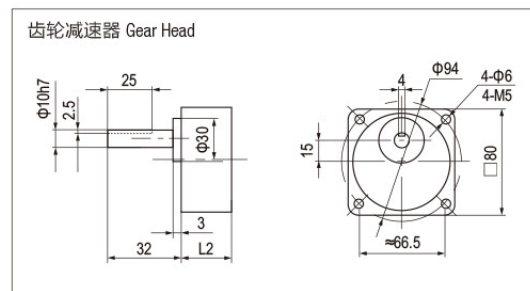
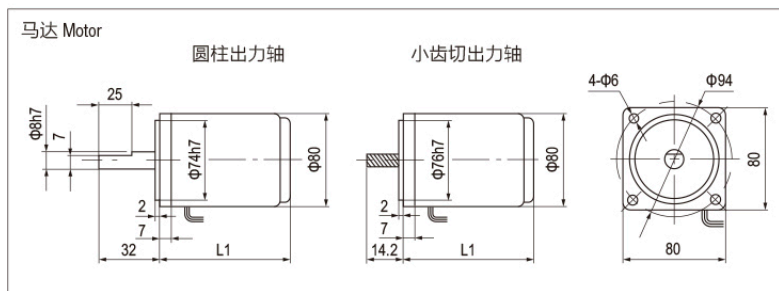


微型行星减速机 Mini Gear Motor

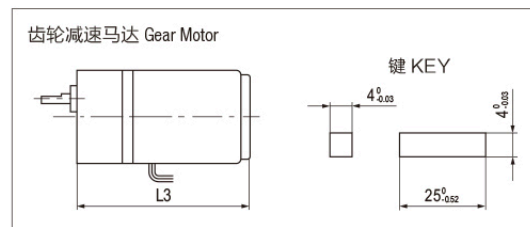
马达特性表 Specifications of motor

马达类型 Motor Type	马达型号 Motor Model No.		出力 Force (W)	周波数 Peripheral Wave No. (Hz)	电压 Voltage (V)	电流 Current (A)	起动转矩 Start Turning Moment (g.cm)	定格 Rating		起动电容 Start Condenser		齿轮型号 Gear Model No.	
	圆柱出力轴 Cylindrical Output Shaft	小齿切出力轴 Pinion Cut Output Shaft						转矩 Turning Moment (g.cm)	回转数 Revolving No. (rpm)	容量 Capacity (μF)	耐电压 Resistance Voltage (V)	培林 (轴承) Pairing Bearing	中间 齿轮 Middle Gear
可逆马达 Reversible Motor	4RK25A-A	4RK25GN-A	25	50	110	0.60	1950	1950	1250	8	250	4GN-K	4GN10X
				60	110	0.55	1650	1620	1500	7			
	4RK25A-C	4RK25GN-C	25	50	220	0.30	1950	1950	1250	2.0	500	4GN-K	4GN10X
				60	220	0.27	1650	1620	1500	1.8			
	4RK30A-A	4RK30GN-A	30	50	110	0.70	2400	2350	1250	10	250	4GN-K	4GN10X
				60	110	0.65	1950	1950	1500	8			
	4RK30A-C	4RK30GN-C	30	50	220	0.35	2400	2350	1250	2.5	500	4GN-K	4GN10X
				60	220	0.32	1950	1950	1450	2			

外型尺寸 External dimension



型号 Type	减速比 Reduction Ratio	L1(mm)	L2(mm)	L3(mm)
4IK(RK)25A(GN)	1:3~1:20	86	32	118
4IK(RK)30A(GN)				
4IK(RK)25A(GN)	1:25~1:180	86	44	130
4IK(RK)30A(GN)				



扭矩表 Gear Head-Torque Table(Kg-cm)

(kg-cm × 9.8 ÷ 100) = N-m (牛顿·米)

同步转速 : r/min		500	300	200	150	120	100	75	60	50	30	20	15	10	7.5	6	5	3
减速比 Gear reduction ratio	50Hz	3	5	7.5	10	12.5	15	20	25	30	50	75	100	150	200	250	300	500
	60Hz	3.6	6	9	15	18		30	36	60	90	120	180		300	360	600	
允许负载 Permissible load	25W	kg-cm	4	6.7	10	13.3	16	20	26.7	32	39	65	80	80	80	80	80	80
	30W	kg-cm	4.8	8	12	16	20	24	32	38	46	76	80	80	80	80	80	80

表列数字是根据马达同步运转的转速，在额定负载情况下实际输出转速为同步运转转速的80%~90%。浅灰色表示输出轴运转方向与马达转向相同，白色栏表示输出方向与马达轴转向相反。

Note: Speed figures are based on synchronous speed, The actual output speed, under rated torque conditions, is about 10~20% less than synchronous speed, a grey background indicates output shaft of geared motor rotates in the same direction as output shaft of motor. A white background indicates rotation in the opposite direction.